

App Resources

Get the App & Get Connected

The mobile app is a valuable resource that provides you with information pertaining to the agenda, speakers, attendees and partners.

Key benefits include:

Real time agenda updates. Any changes to rooms, speakers or general session information can be found in the app.

Networking. Get to know the other attendees. Search an alphabetical listing, share contact information, and use 1:1 messaging right from within the app.

Find Resources. View speakers & abstracts, take notes on sessions, and participate in live polling.

Get to know the Sponsors and Exhibitors. View the partners who helped to make the event a success. Check out their website, description, and find out where their booth is located.

Interactive Maps. View the convention center floorplan; see what sessions are in specific rooms, set session reminders and more. You can also see what attractions are nearby using the Map icon.



Download the App

Get the App

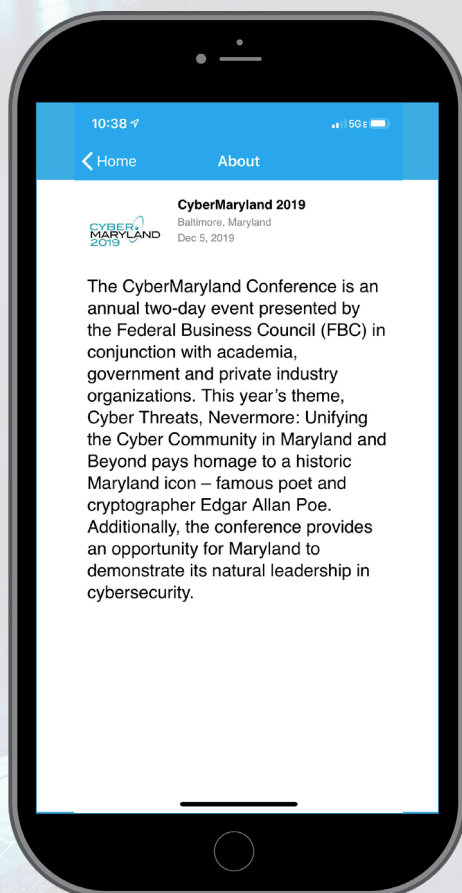
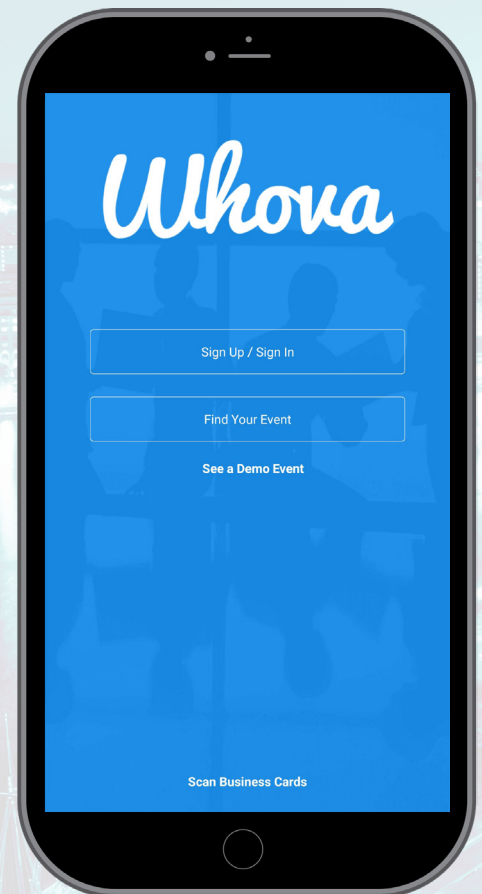
Go to your mobile app store. Access the App Store on iOS devices and the Play Store on Android.

Install the app. Search the store for “**Whova**”.

When you have found Whova, tap to download and install the Whova app.

After installing, a new icon will appear on the home screen.

Click on Find Your Event. Search for “**CyberMaryland**”. If you aren’t directly added to the event and asked for an invitation code use the code **20cyberMD19**.



Once you click on the event, you will be prompted to Join or Sign In. Enter the email address you used for event registration.

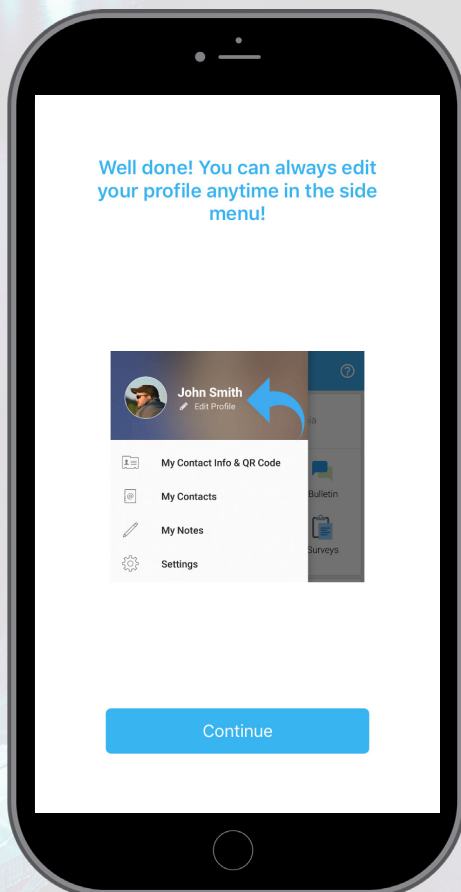
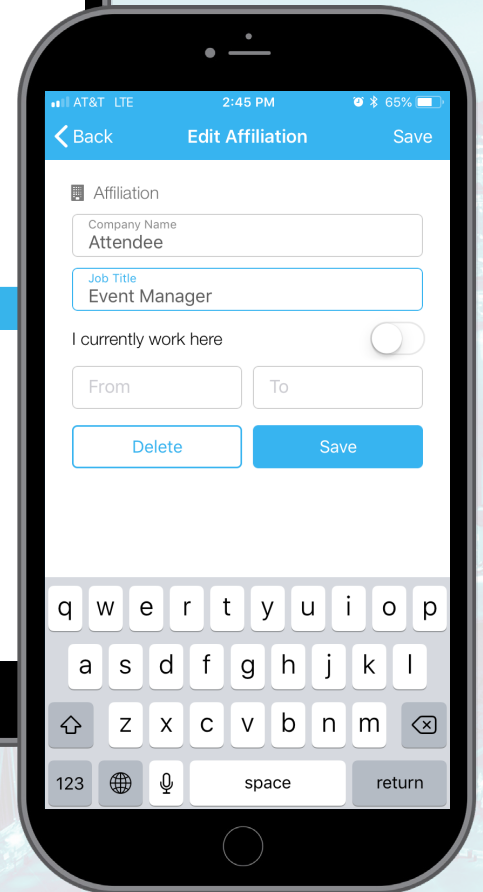
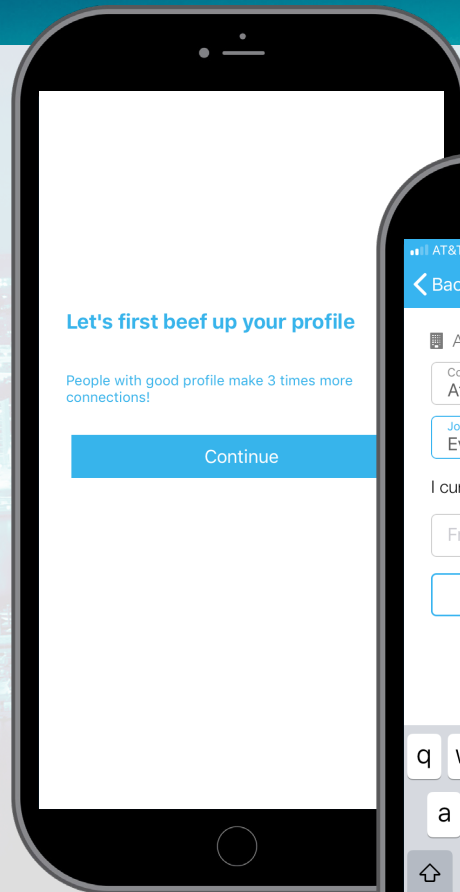
Personalization

Build Your Profile

Tell us about yourself. Other attendees will see this and network with you, so make it look good.

Fill out the text fields to give other attendees a sense of who you are.

You can write a short bio, provide your contact information, or direct people to your website or social media accounts. Once the fields are filled out that you want others to see, click save.



You can always access your profile settings.
You can edit it later by clicking the "Menu" button.

Navigating the App

Browse Around

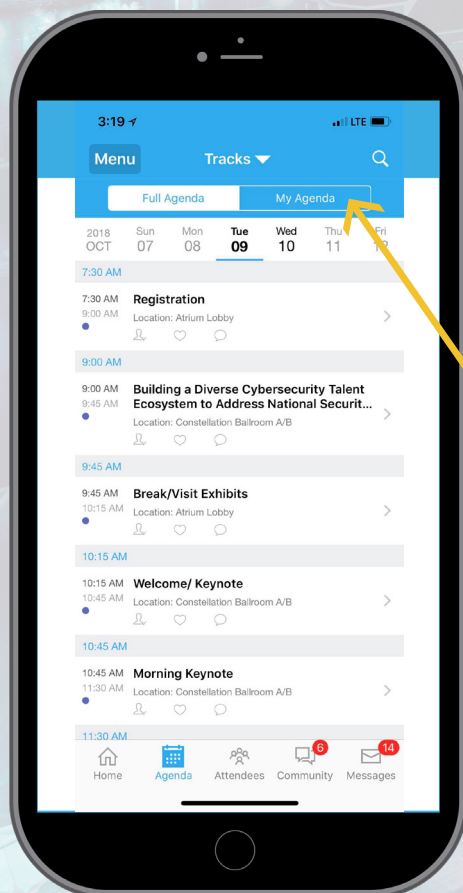
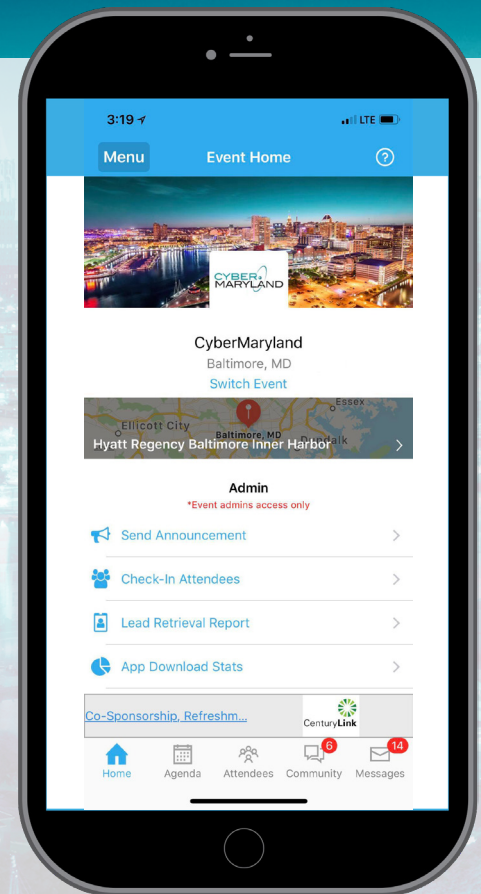
Event Main Page From the event main page you can easily navigate around the app.

Connect with the Community

View the Exhibitors

Send a Message

And Much More!



Or View the Agenda

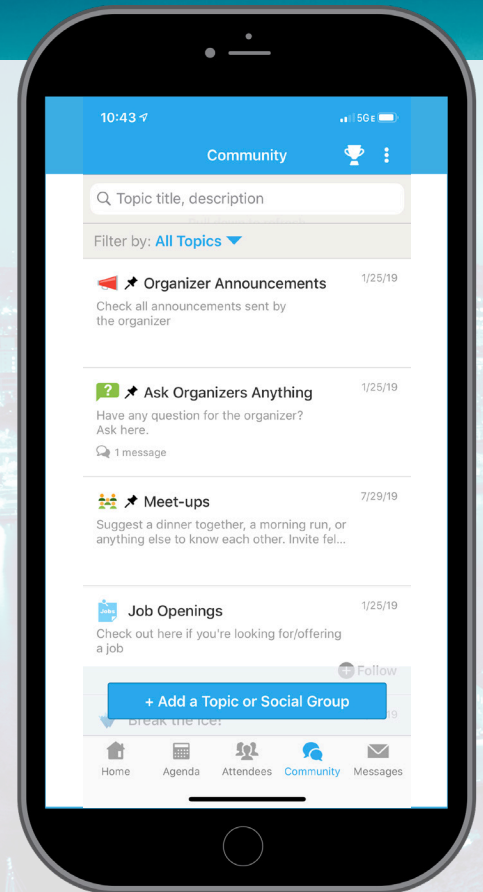
Session Search. Whoova lists all the sessions on each event day, You can search an individual session by keywords, including a session title, room, and a speaker name.

Personal Schedule in “My Agenda”. The session includes all the details like overview, handouts, speaker profiles, etc. You can add the session into your own personal agenda and set a reminder. All the sessions you saved are in My Agenda.

Networking

Community Board

Interact on the Community Board. You can plan social activities and gatherings with fellow attendees, explore job opportunities, ask any questions, and do much more. Create conversational topics and interact with others even prior to your event.



Attendees

Plan Your Networking. With a little planning, you can make many valuable connections. Explore who else is attending the event. You can search by keywords including company name or title.

You can click attendees in the list, and see their professional profiles. You can take a note, or request a contact information.

