

Experiential Approach for In-Service Teacher Training

Rasa Edwards, FSI

LEARN, May 15, 2014

I.

Concept Explanation

II.

Simulated Experience

III.

Reflective Phase

IV.

Planning Phase

Learning Demonstration

Scaffolding Practice to Support Speaking



Scaffolding...

...provides support & guidance and
**presents new information in smaller
segments.**

Learners build associations and relate
new material to existing knowledge-
skills.

1

High-Level Organizers

Construct & organize thoughts visually

Category 1	Category 2	Category 3
<ul style="list-style-type: none">• Item 1• Item 2• Item 3		

2

Visuals

Infographics, pictures



3

Walk Through - Demo

Do task together the first time around



4

Probe

*Follow-up questions;
requests to clarify & provide
details*

Ice-cream for breakfast!

Do you eat it every day?

Activity Learning Objectives:

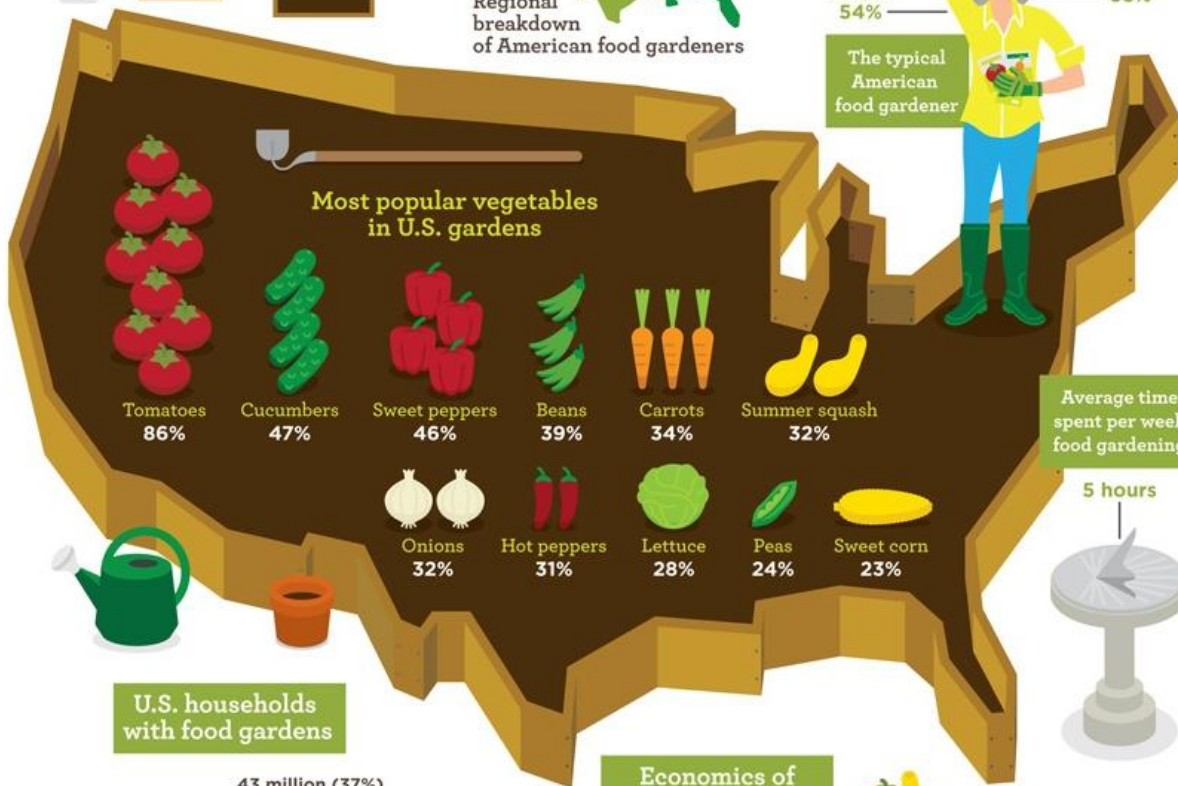
- **Describe home gardening practices in the US to include at least 4 facts.**
- **Report in 5 – 8 sentences.**
- **Share report with your partner and summarize the results to a larger audience.**

TASK: You receive an infographic and a circle organizer:

1. Review the infographic and pull 4 – 6 facts on home gardening.
2. Write one fact per box in the circle organizer template.
3. After filling the organizer, pair up & share your report.
4. Ask 2 questions to your partner to elicit details about his/her report.
5. Share with the group.

Home Gardening Don't just go local, grow local.


American food garden sizes



Average time spent per week food gardening




U.S. households with food gardens



21% of those households in 2009 were new to gardening

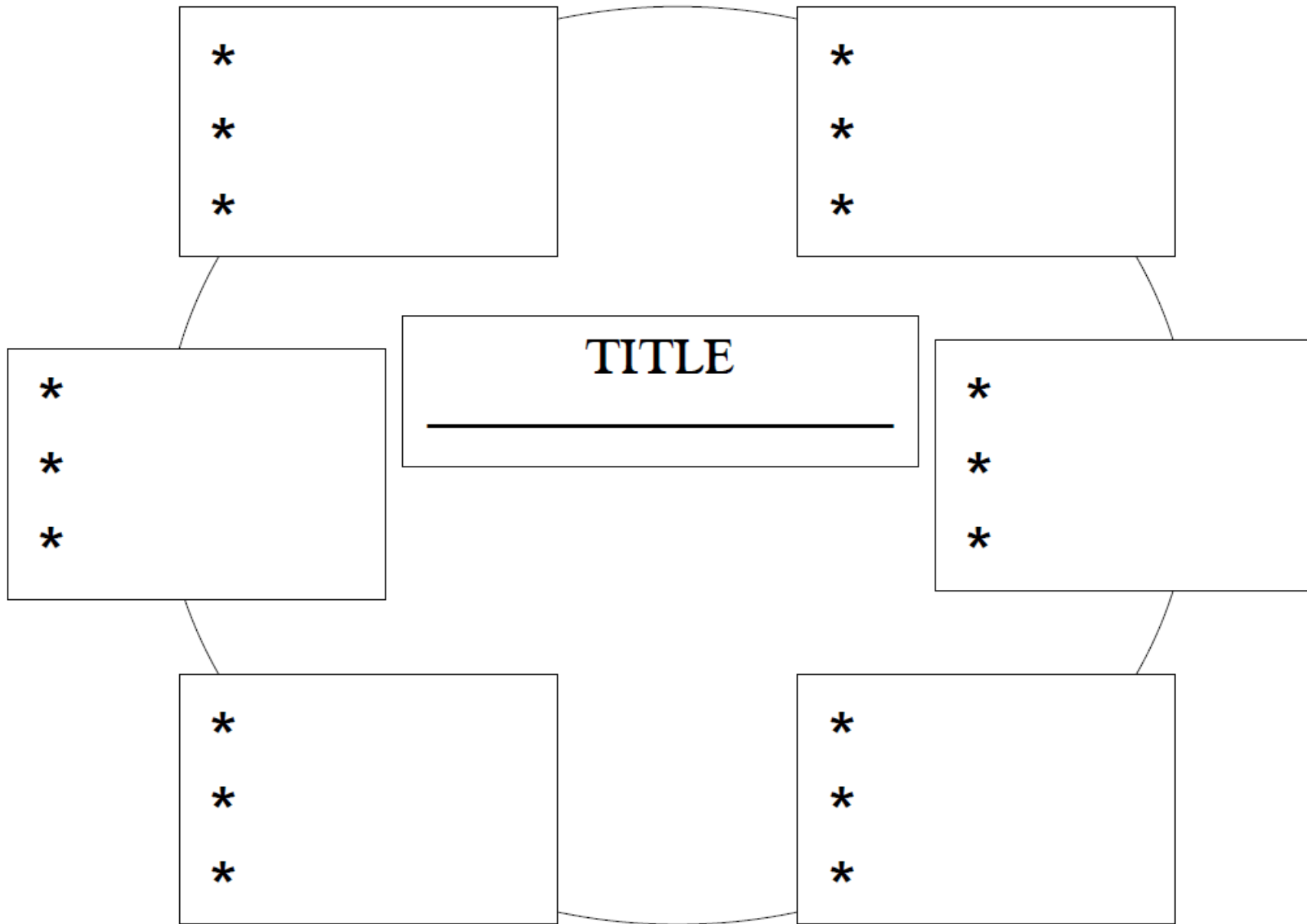
Economics of U.S. food gardens



Estimated dollar return for a 600 sq. ft. garden: **\$600**

Average spent per household: **\$70**

Average food gardening return on investment: **\$530**



Use at least two in your report:

Also...

In addition...

Following that,...

Not only...but also...

Because...

So...

Since...then

Activity Debriefing & Reflection

What challenges do you expect your learners may face doing this activity?

What role have the infographic and the organizers play?

What has a demo achieved?

How has probing helped?

Activity Debriefing & Reflection

What other related topics could you teach with infographics?

What other scaffolding strategies were used or could be used in this and similar lessons?

How will you incorporate scaffolding in your immediate lesson planning?

Reflection on the Model

Advantages and challenges of using teaching demos and reflective discussions during staff development sessions.